



**Megan Roopnarine and Maya Marcus,  
Small Business Accelerator Program**

20  
20  
=  
20  
24

# ABOUT ACCESS

**At ACCESS, we are dedicated to empowering individuals and entrepreneurs in underserved communities, assisting them in overcoming financial obstacles. Our approach includes providing small loans, comprehensive business training, and mentoring, tailored to meet our clients at their current stage. This support helps them establish and grow their dream business or career, fostering economic upliftment and greater opportunities within their communities.**



**Steven Yu**  
Small Business Accelerator Program

**ACCESS creates economic opportunities by removing barriers to entrepreneurship through financing, education, and mentorship.**



# OUR CORE PROGRAMS

## SMALL BUSINESS LOANS

We facilitate affordable loans of up to \$10,000 using a character-based lending model, taking into account an individual's financial need and situation, to help emerging entrepreneurs secure the capital they need to grow their businesses.

## SMALL BUSINESS ACCELERATOR

This free business training and coaching program helps aspiring entrepreneurs develop the skills, knowledge, and confidence that are needed to successfully launch their business ideas.

## WOMEN'S BUSINESS ACCELERATOR

This free online business training and coaching workshop series equips newcomer women with the tools, skills, and confidence they need to launch a profitable business in Ontario and achieve economic independence.

## WOMEN'S BUSINESS LAUNCH

*\*Launched in December 2023\**

This free program offers a combination of interactive workshops and coaching sessions, providing practical tools to help solidify business plans and get entrepreneurs ready to launch or grow their businesses with confidence.

# SMALL BUSINESS LOANS

**19** Clients are paying off a total of **\$97,572.09** in Small Business Loans.

## BUSINESSES


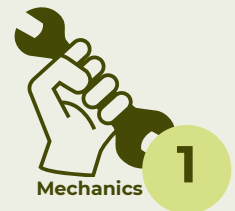
Women



Men



Non-binary



**11** Clients have paid off a total of **\$70,627** worth of Small Business Loans.

# SMALL BUSINESS LOANS

## CLIENT COUNTRIES OF ORIGIN



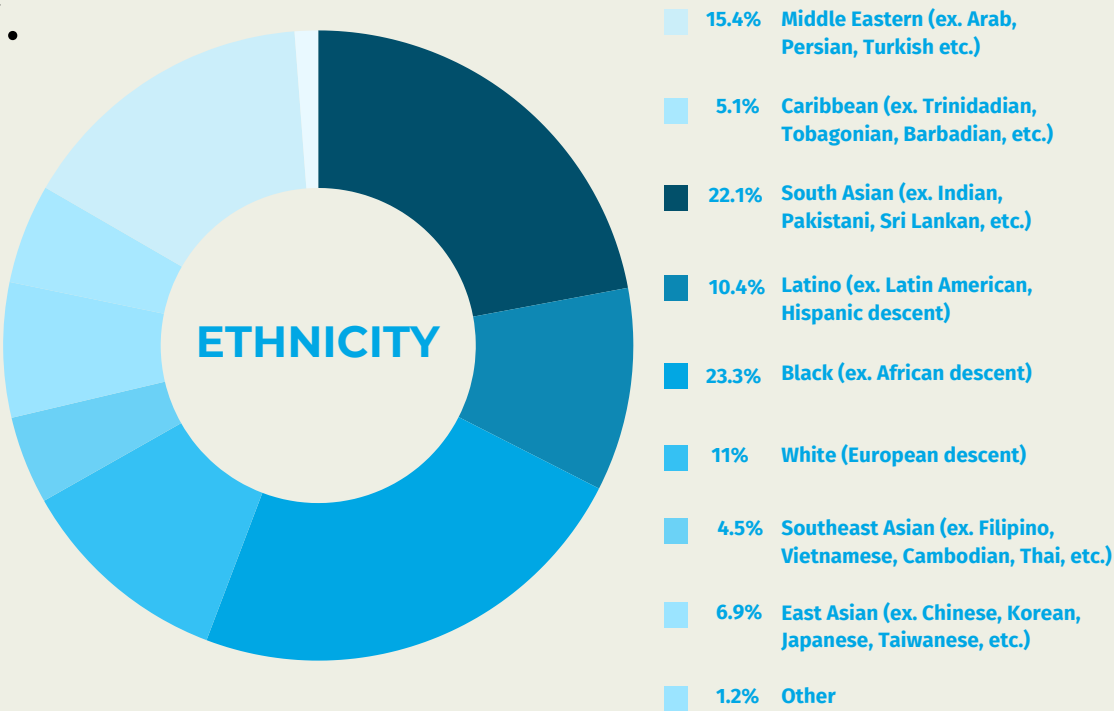
## CLIENTS LOCATION BY REGION



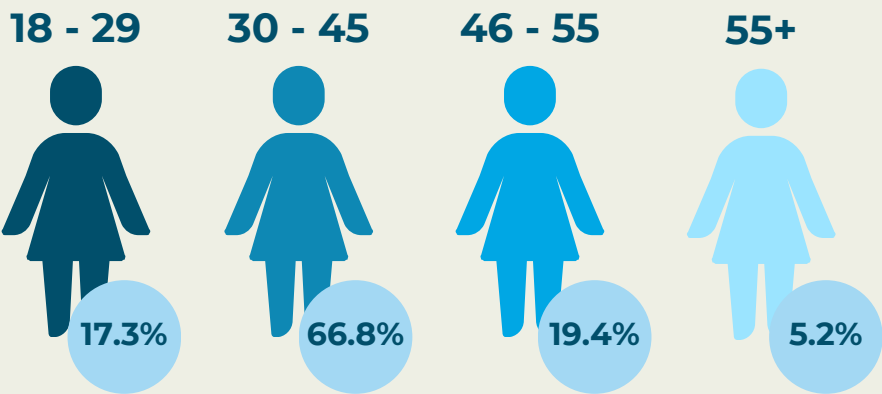
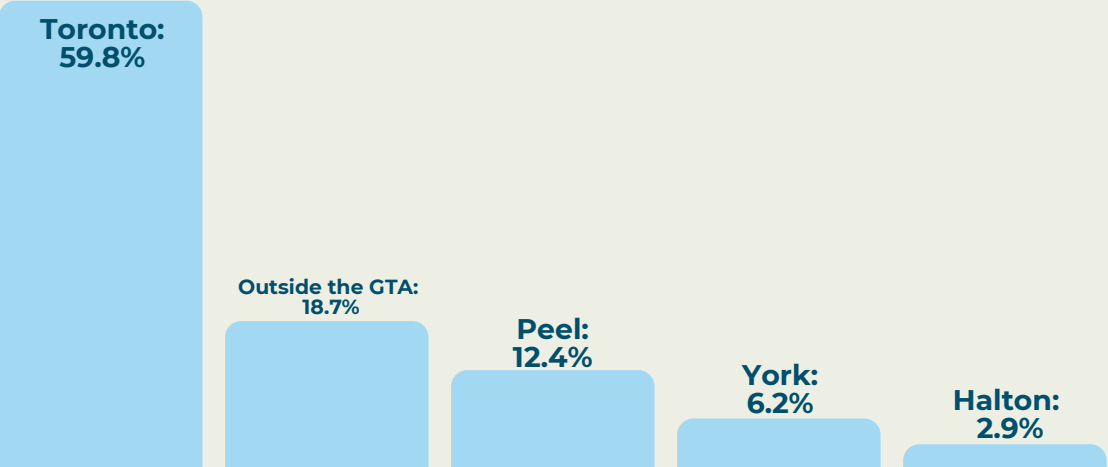
# WOMEN'S BUSINESS ACCELERATOR

**343** new women to Canada took the first step in their entrepreneurial journey.

## TOP BUSINESSES




## CLIENTS LOCATION BY REGION



# WOMEN'S BUSINESS ACCELERATOR

## CLIENT COUNTRIES OF ORIGIN



15.3%	India	1.9%	Sri Lanka	0.8%	Taiwan	0.4%	Namibia
12.7%	Nigeria	1.5%	Azerbaijan	0.8%	Trinidad & Tobago	0.4%	Nepal
6.0%	Pakistan	1.5%	Syria	0.4%	Argentina	0.4%	Serbia
5.6%	China	1.1%	Barbados	0.4%	Australia	0.4%	South Korea
4.9%	Afghanistan	1.1%	Egypt	0.4%	Bangladesh	0.4%	South Sudan
4.6%	Iran	1.1%	Russia	0.4%	Chad	0.4%	St. Vincent
4.1%	Ukraine	1.1%	Zimbabwe	0.4%	Chile	0.4%	St. Lucia
3.7%	Brazil	0.8%	Albania	0.4%	France	0.4%	Thailand
3.0%	Jamaica	0.8%	Bahamas	0.4%	Greece	0.4%	Turkey
2.7%	Colombia	0.8%	Cameroon	0.4%	Guatemala	0.4%	Uganda
2.7%	Venezuela	0.8%	Eritrea	0.4%	Ivory Coast	0.4%	United States
2.2%	Mexico	0.8%	Ghana	0.4%	Japan	0.4%	Vietnam
2.2%	Philippines	0.8%	Kazakhstan	0.4%	Lebanon	0.4%	Yemen
2.2%	Sudan	0.8%	Morocco	0.4%	Lithuania		
1.9%	Ethiopia	0.8%	Peru	0.4%	Moldova		

# SMALL BUSINESS ACCELERATOR

**223** people took the first step in achieving their entrepreneurial dreams.

## TOP BUSINESSES



Food & Beverage



Beauty Services



Health & Wellness



E-commerce



Fashion

## CLIENTS LOCATION BY REGION


Toronto:  
78.4%

Peel:  
9.8%

York:  
9.8%

Halton:  
2%

## ETHNICITY



## Women



73%

## Men



26.1%

## Non-binary



0.9%

## 18 - 29



7.6%

## 30 - 45



64.3%

## 46 - 55



18.9%

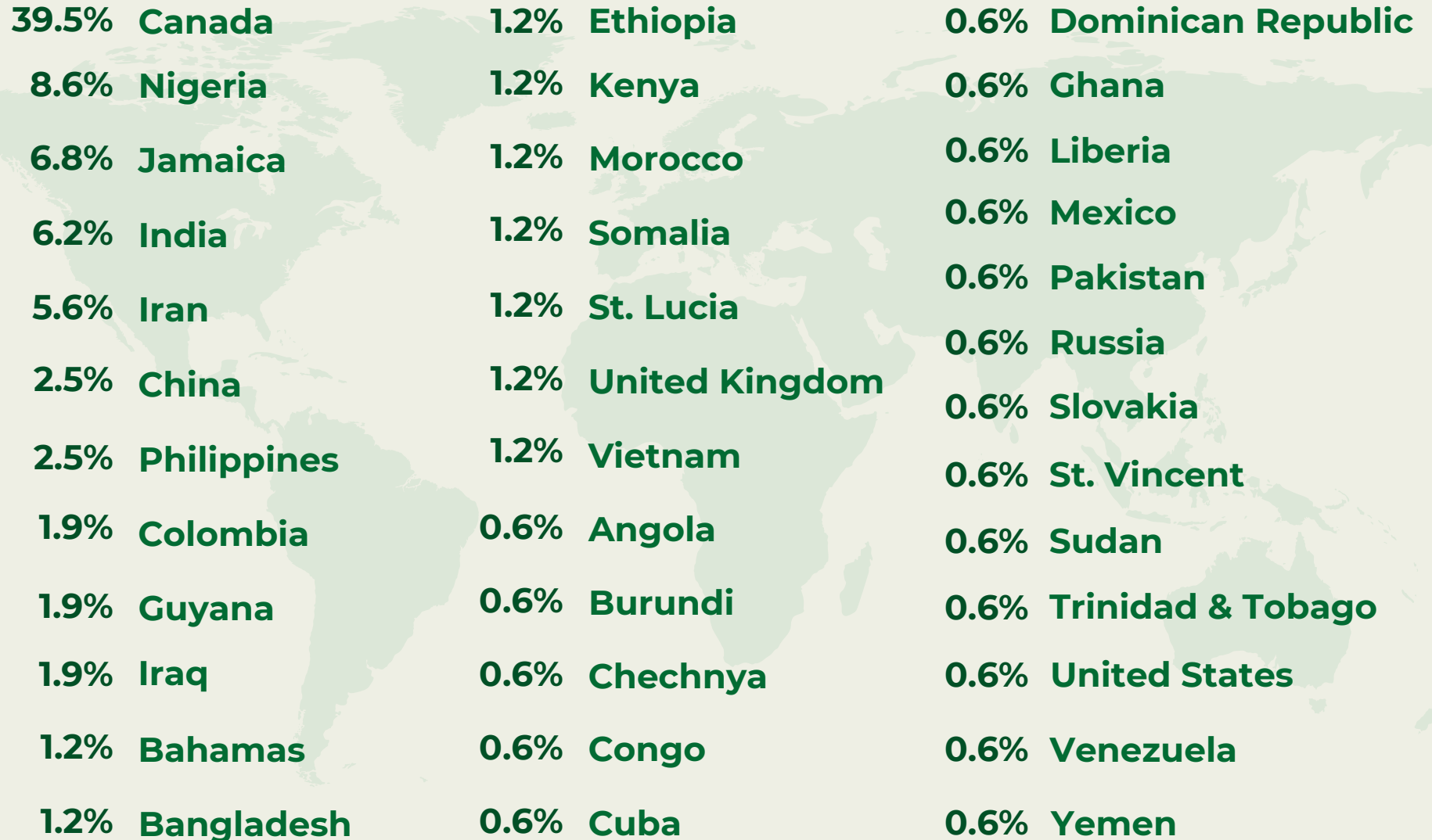
## 55+



9.2%

# SMALL BUSINESS ACCELERATOR

## CLIENT COUNTRIES OF ORIGIN

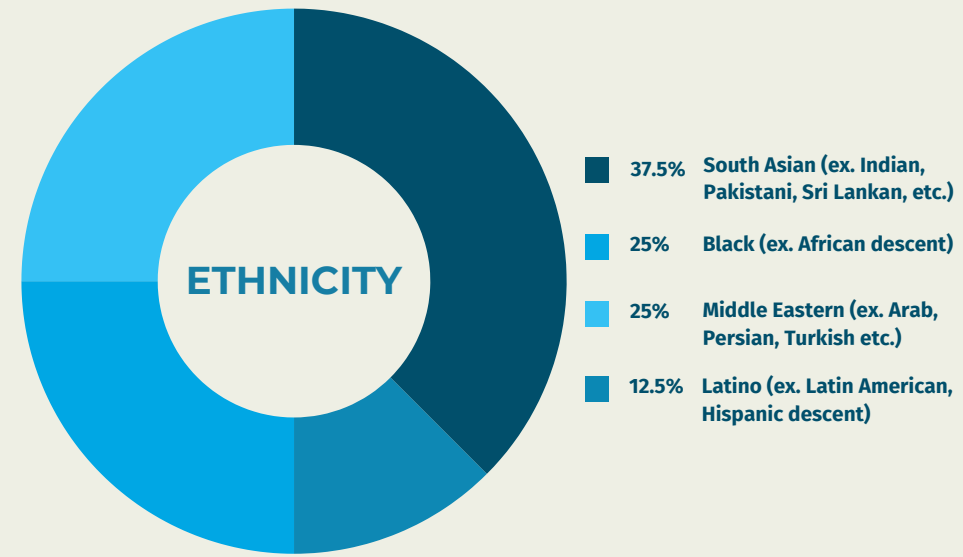
A faint, light green world map serves as the background for the table, showing the outlines of continents and major landmasses.

39.5%	Canada	1.2%	Ethiopia	0.6%	Dominican Republic
8.6%	Nigeria	1.2%	Kenya	0.6%	Ghana
6.8%	Jamaica	1.2%	Morocco	0.6%	Liberia
6.2%	India	1.2%	Somalia	0.6%	Mexico
5.6%	Iran	1.2%	St. Lucia	0.6%	Pakistan
2.5%	China	1.2%	United Kingdom	0.6%	Russia
2.5%	Philippines	1.2%	Vietnam	0.6%	Slovakia
1.9%	Colombia	0.6%	Angola	0.6%	St. Vincent
1.9%	Guyana	0.6%	Burundi	0.6%	Sudan
1.9%	Iraq	0.6%	Chechnya	0.6%	Trinidad & Tobago
1.2%	Bahamas	0.6%	Congo	0.6%	United States
1.2%	Bangladesh	0.6%	Cuba	0.6%	Venezuela
				0.6%	Yemen

# WOMEN'S BUSINESS LAUNCH

\* Program launched December 2023.

**8** women at the launch stage of their entrepreneurial journey joined the Women's Business Launch.



## CLIENT COUNTRIES OF ORIGIN

2	Canada	1	Iran
2	Sri Lanka	1	Pakistan
1	Colombia	1	St. Vincent

## BUSINESSES

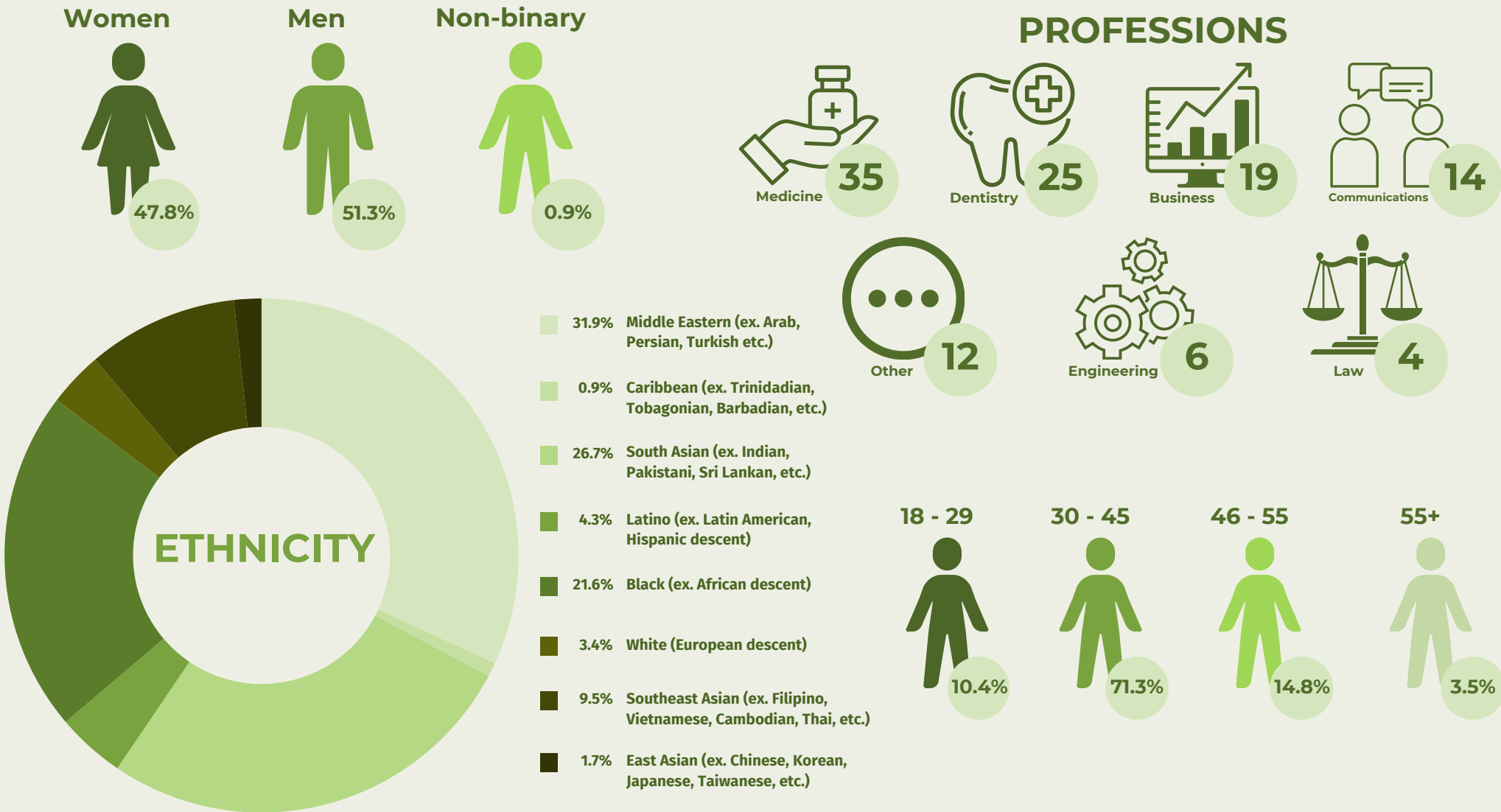


# FOREIGN CREDENTIAL RECOGNITION LOANS

\* This program ran from 2018 - 2022.

**115** Clients received a total of **\$1,260,300** in FCR Loans.


**46** Clients have paid off a total of **\$513,547** worth of FCR Loans.



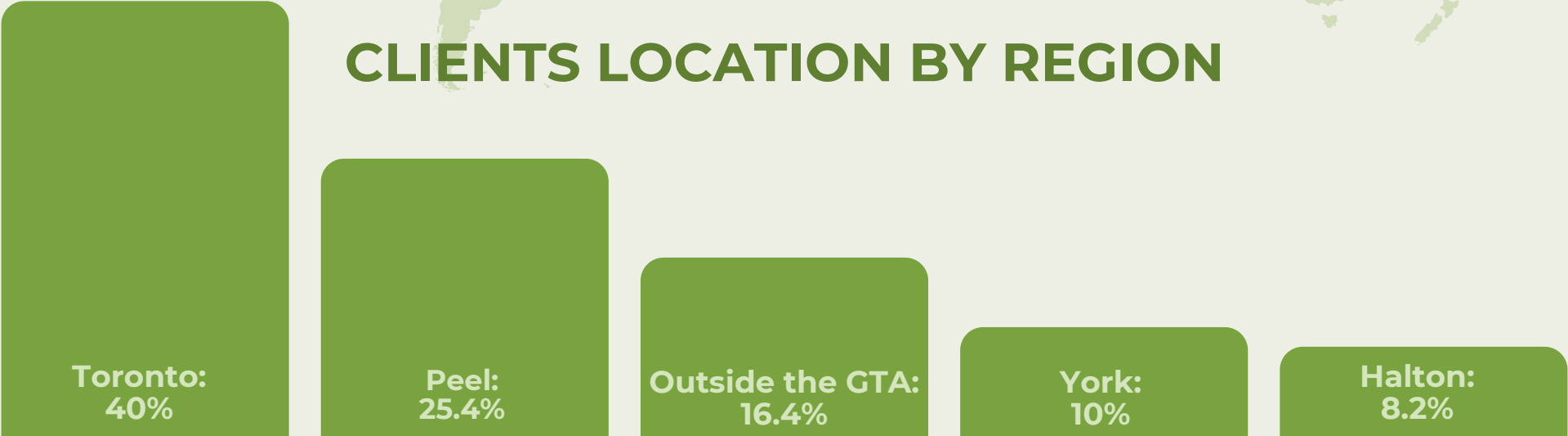
# FOREIGN CREDENTIAL RECOGNITION LOANS

\* This program ran from 2018 - 2022.

## CLIENT COUNTRIES OF ORIGIN

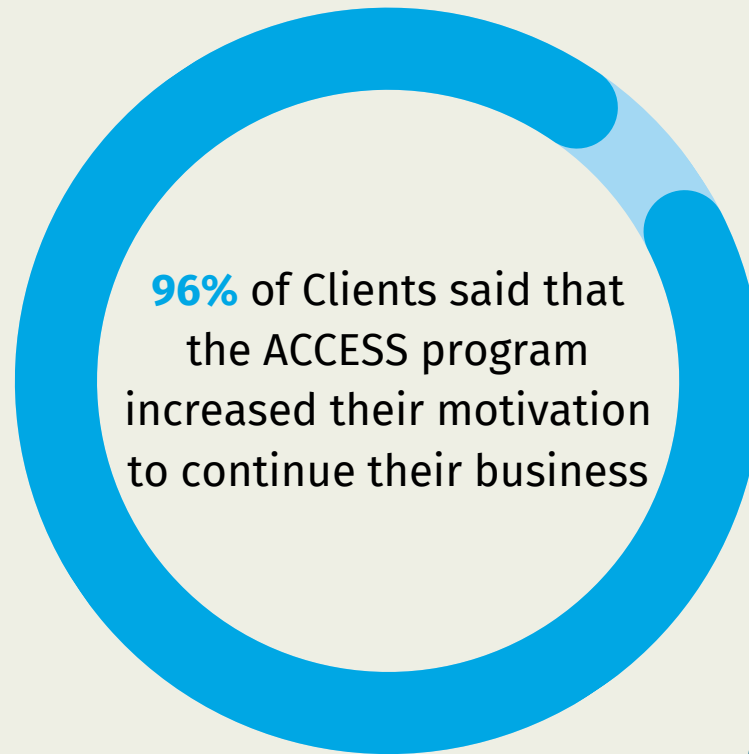
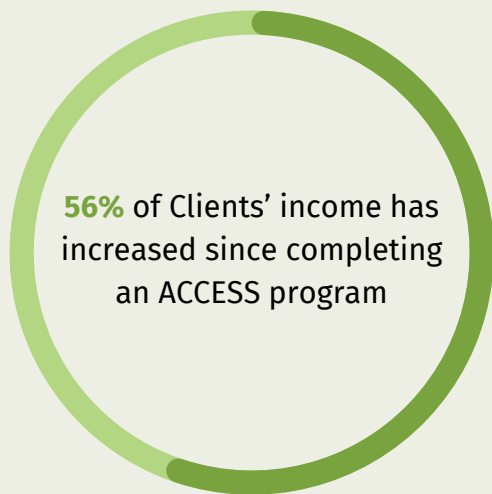


## CLIENTS LOCATION BY REGION



# CLIENT STATISTICS:

## POST ACCESS PROGRAM



# VOLUNTEER RESOURCES

102



58



78



## TOP INDUSTRIES OUR VOLUNTEERS REPRESENT:

Financial Services	47.1%
Business & Entrepreneurship	21.4%
Education & Social Services	11.4%



Leonard Dalipi  
ACCESS Volunteer



**We would like to **thank and  
acknowledge** our new and  
longstanding **community  
partners** who support  
**ACCESS**, making it possible  
for us to achieve our mission.**

**Aparna Paidimarri**  
**Women's Business Accelerator Program**



**ACCESS** Community Capital Fund

# 2024 IMPACT REPORT

[www.accessccf.com](http://www.accessccf.com)



Charitable Registration No: 868066911RR0001